

Change 1 to Cadet Field Manual (8th Edition) NAVEDTRA 37116-H)

June 2010 0509-LP-110-2131

Page 1-7 a) item 10 - after "all uniforms" add " At the direction of the SNSI" should read :

"10. Plain white crew neck or V-neck tee shirts shall be worn with all uniforms at the direction of the SNSI. "

b) item 14 after first sentence add sentence :

"Rank insignia is not worn on the relaxed fit jacket.

" After 3rd sentence add sentence:

"The female overblouse shall not be visible below the bottom edge of the relaxed fit jacket."

Item 14 should read :

"14. The black relaxed fit jacket may be worn with all uniforms except the Service Dress Blue uniform. Rank insignia is not worn on the relaxed fit jacket. The NJROTC patch is worn on the left shoulder with the top edge one inch below the shoulder seam. The female overblouse shall not be visible below the bottom edge of the relaxed fit jacket. When worn, all jackets and coats must be zipped at least 3/4 of the way up."

Page 1-8 Replace item 7 with :

"7. Plain white crew neck or V-neck tee shirts shall be worn with all uniforms at the direction of the SNSI."

Page 1-12 Replace 2nd paragraph with:

"Service stars are worn 1/4-inch above the top row of ribbons. One star is centered, and multiple stars, not joined as a single device, are 1/4-inch apart from each other, centered on the ribbons. Multiple stars joined as a single device shall be centered on the ribbons. "

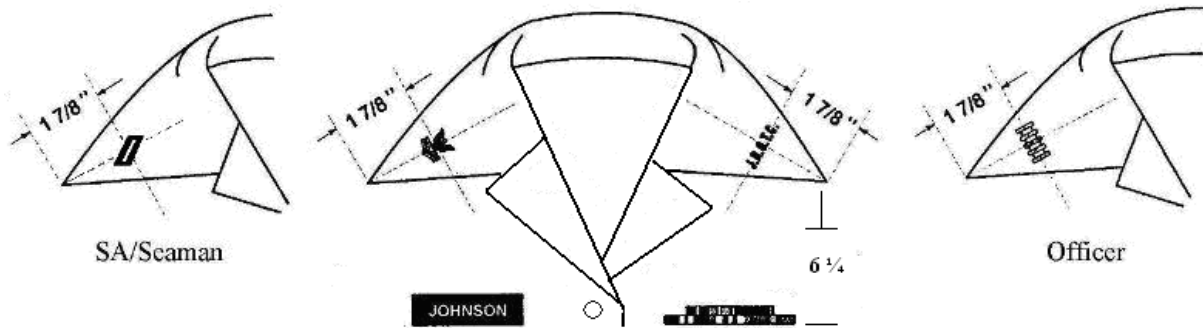
Page 1-14 Replace 3rd paragraph with:

"Service stars are worn 1/4-inch above the top row of ribbons. One star is centered, and multiple stars, not joined as a single device, are 1/4-inch apart from each other, centered on the ribbons. Multiple stars joined as a single device shall be centered on the ribbons."

Page 1-16 Replace 2nd paragraph with:

"Service stars are worn 1/4-inch above the top row of ribbons. One star is centered, and multiple stars, not joined as a single device, are 1/4-inch apart from each other, centered on the ribbons. Multiple stars joined as a single device shall be centered on the ribbons."

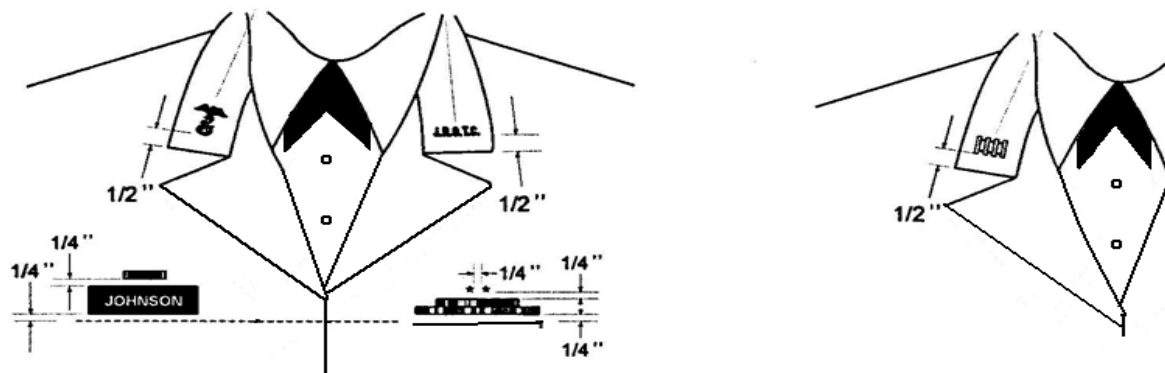
Page 1-18 Replace illustration with:



Page 1-18 Replace 2nd paragraph with:

"Service stars are worn 1/4-inch above the top row of ribbons. One star is centered, and multiple stars, not joined as a single device, are 1/4-inch apart from each other, centered on the ribbons. Multiple stars joined as a single device shall be centered on the ribbons."

Page 1-20 Replace illustration with:



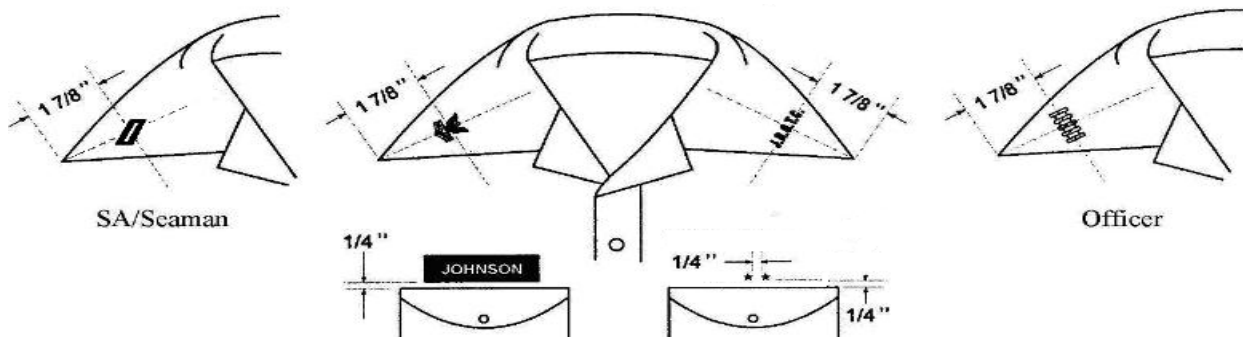
Page 1-20 Replace 1st paragraph with:

"The JROTC bar and rank/rate insignias for the female's Service Dress Blue coat are positioned on the collar 1/2-inch above the notch in the lapel. The vertical axis of each insignia is parallel to, and centered between, the outer edges of the coat collar. The JROTC bar insignia is worn on the wearer's left side; the rank/rate insignia is worn on the wearer's right side."

Page 1-20 Replace 3rd paragraph with:

"Service stars are worn 1/4-inch above the top row of ribbons. One star is centered, and multiple stars, not joined as a single device, are 1/4-inch apart from each other, centered on the ribbons. Multiple stars joined as a single device shall be centered on the ribbons."

Page 1-22 replace illustration with:



Page 1-22 Replace 2nd paragraph with:

"Service stars are worn 1/4-inch above the left pocket. One star is centered, and multiple stars, not joined as a single device, are 1/4-inch apart from each other, centered on the pocket. Multiple stars joined as a single device shall be centered on the pocket."

Page 1-25 Item 1-7 para 1. The NJROTC patch—sub para (a)—replace "white" with "khaki" in first sentence.

Page 1-25 Item 1-7 para 3. Collar Devices - 3rd line change to read:

"pages 1-11 and 1-20"

Page 1-26 - Replace picture of combination cover with:



Replace pages 2-5 thru 2-8 with following pages:

Pay Grade: E-9
Title: Master Chief Petty
Abbreviation: Officer
MCPO



Pay Grade: E-9
Title: Master Chief Petty
Abbreviation: Officer of the Navy
MCPON

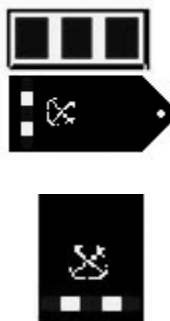


WARRANT OFFICER RATES	COLLAR INSIGNIA SHOULDER / SLEEVE INSIGNIA	COLLAR INSIGNIA COLORS
-----------------------	---	------------------------------

W-1 No Longer in use

Pay Grade:
Title:
Abbreviation:

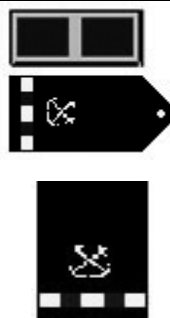
W-2
Chief Warrant
Officer
CW02



Blue and
Gold

Pay Grade:
Title:
Abbreviation:

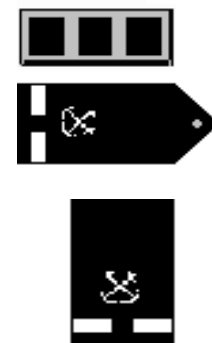
W-3
Chief Warrant
Officer
CW03



Blue and
Silver

Pay Grade:
Title:
Abbreviation:

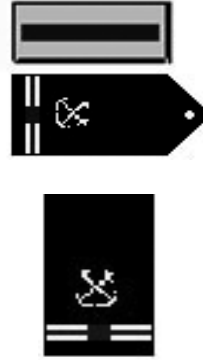
W-4
Chief Warrant
Officer
CWO4



Blue and Silver

Pay Grade:
Title:
Abbreviation:

W-5
Chief Warrant
Officer
CW05



Blue and Silver

OFFICER RATES

**COLLAR INSIGNIA
SHOULDER INSIGNIA
SLEEVE INSIGNIA**

**COLLAR INSIGNIA
COLORS**

Pay Grade:
Title:
Abbreviation:

O-1
Ensign
ENS



Gold

Pay Grade:
Title:
Abbreviation:

O-2
Lieutenant Junior
Grade
LTJG



Silver

OFFICER RATES

COLLAR INSIGNIA
SHOULDER INSIGNIA
SLEEVE INSIGNIA

COLLAR INSIGNIA
COLORS

Pay Grade:
Title:
Abbreviation:

O-3
Lieutenant
LT



Silver

Pay Grade:
Title:
Abbreviation:

O-4
Lieutenant Commander
LCDR



Gold

Pay Grade:
Title:
Abbreviation:

O-5
Commander
CDR



Silver













Pay Grade:
Title:
Abbreviation:

O-6
Captain
CAPT



Silver

OFFICER RATES	COLLAR INSIGNIA SHOULDER INSIGNIA SLEEVE INSIGNIA	COLLAR INSIGNIA COLORS
---------------	---	---------------------------

<p>O-7 Rear Admiral Lower Half RADM (L)</p>	  	<p>Silver</p>
<p>O-8 Rear Admiral Upper Half RADM (U)</p>	  	<p>Silver</p>
<p>O-9 Vice Admiral VADM</p>	  	<p>Silver</p>
<p>O-10 Admiral ADM</p>	  	<p>Silver</p>

Page 3-13 Replace definition of FLY with:

FLY

The half or edge of a flag farthest away from the staff or flagpole. This term also sometimes refers to the horizontal length of a flag.

Page 3-14 Replace definition of HOIST with:

HOIST

(N.) the half or edge of a flag nearest the staff or flagpole. This term also sometimes refers to the vertical width of a flag. (Vb.) to raise a flag.

Page 7-1 Renumber general Orders to the Sentry to follow in numerical order from 1 to 11. Current book is mis-numbered as it skips the numeral "6" . Should read "1 thru 11 consecutively vice 1 to 5 then 7 to 12"

DM Page 40: Replace picture in Drill Manual page DM -40 with the following:



Start



Count One



Count Two



Count Three



Count Four